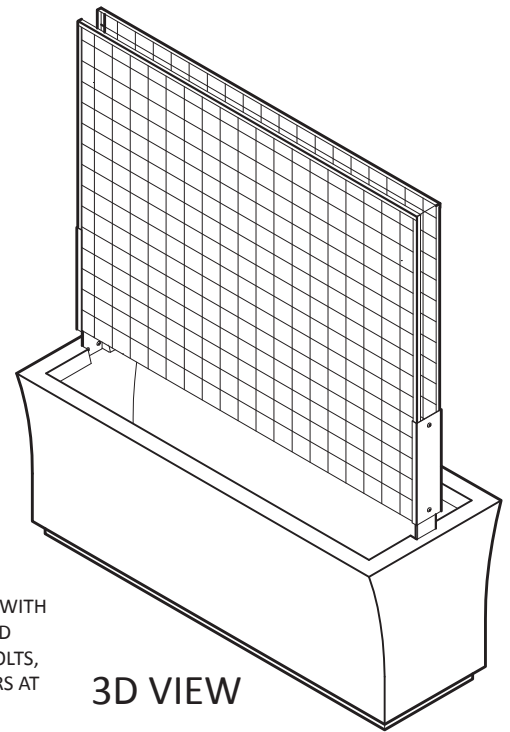


# CAFÉ SERIES

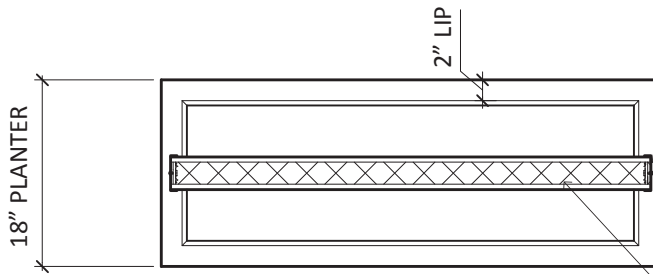
## RECTANGULAR PLANTER

**NOTE:**

SOIL VOLUME= 6.2 CU.FT.  
 PLANTER, SCREEN, HARDWARE  
 WITHOUT SOIL= 41 LBS.  
 TOTAL APPROXIMATE WEIGHT  
 WITH SOIL + PLANTS= 200 LBS.



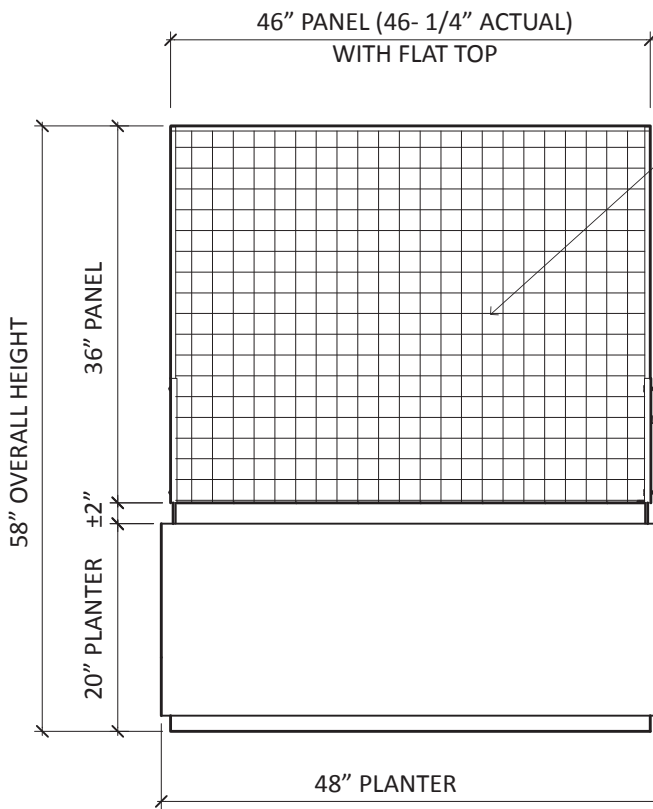
**3D VIEW**



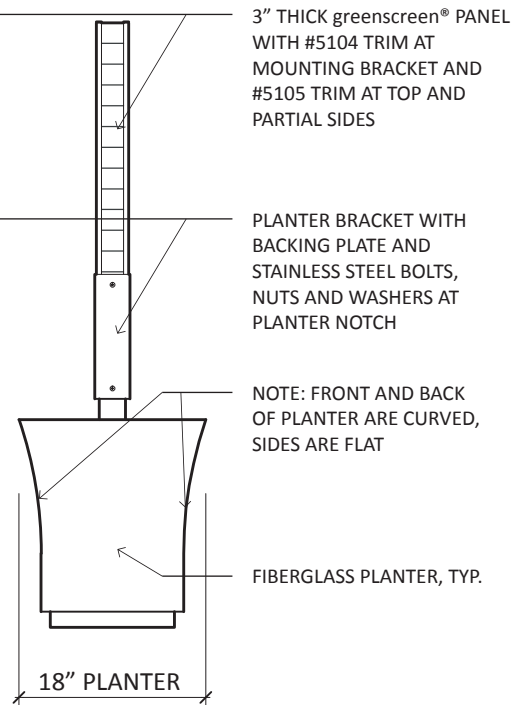
**PLAN**

PLANTER BRACKET WITH BACKING PLATE AND STAINLESS STEEL BOLTS, NUTS AND WASHERS AT PLANTER NOTCH

3" THICK greenscreen® PANEL WITH #5104 TRIM @ MOUNTING BRACKET AND #5105 TRIM AT TOP AND PARTIAL SIDES



**ELEVATION**



**SECTION**

3" THICK greenscreen® PANEL WITH #5104 TRIM AT MOUNTING BRACKET AND #5105 TRIM AT TOP AND PARTIAL SIDES

PLANTER BRACKET WITH BACKING PLATE AND STAINLESS STEEL BOLTS, NUTS AND WASHERS AT PLANTER NOTCH

NOTE: FRONT AND BACK OF PLANTER ARE CURVED, SIDES ARE FLAT

FIBERGLASS PLANTER, TYP.

